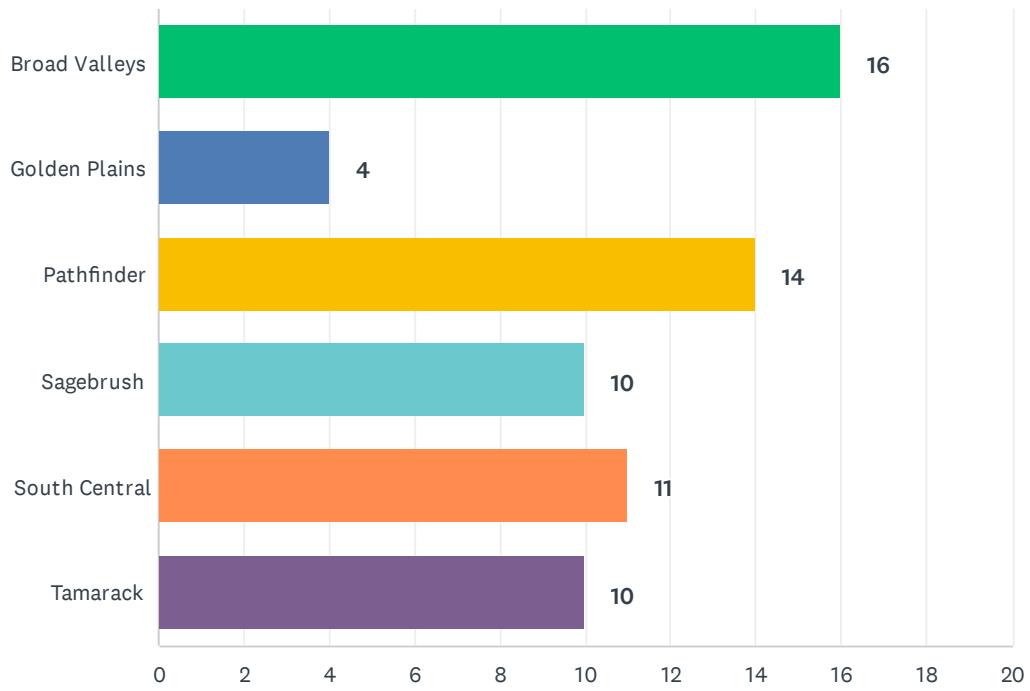


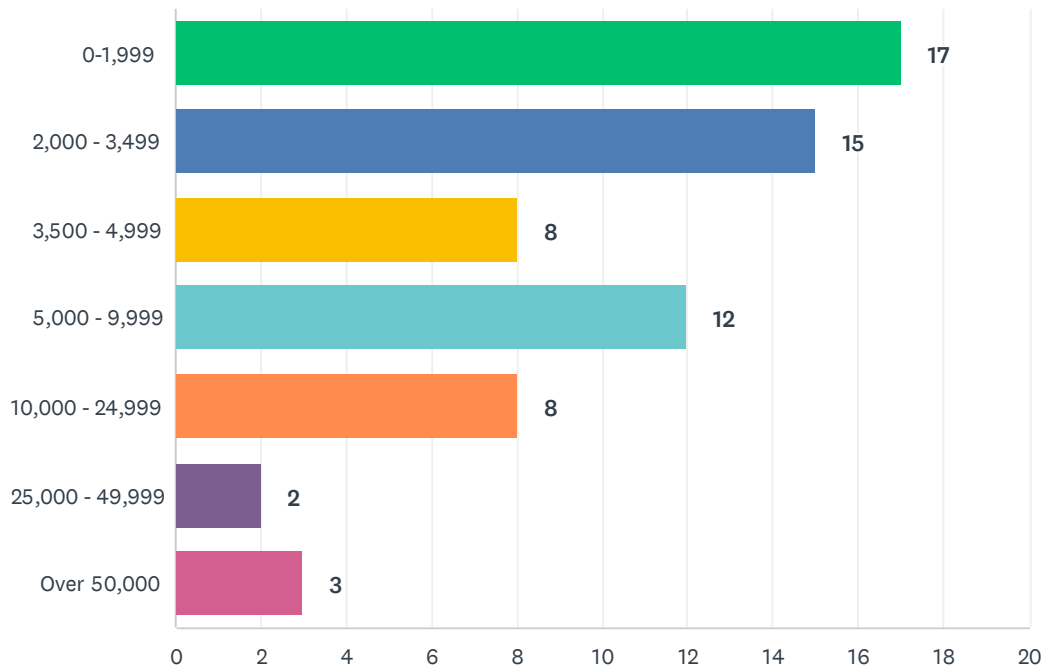
Q1 Please indicate the Federation region where the library is located.

Answered: 65 Skipped: 0



## Q2 Please indicate the service population of your library.

Answered: 65 Skipped: 0



### Q3 Please indicate the importance of addressing the following digital equity needs in your community.

Answered: 64 Skipped: 1

	NOT IMPORTANT	SOMEWHAT IMPORTANT	IMPORTANT	VERY IMPORTANT	TOTAL	WEIGHTED AVERAGE
Affordable internet service for households.	1.56% 1	7.81% 5	20.31% 13	70.31% 45	64	3.59
Affordable internet service for schools and libraries	0.00% 0	6.25% 4	17.19% 11	76.56% 49	64	3.70
Availability of high speed broadband (100 MBPS) for households	1.59% 1	9.52% 6	39.68% 25	49.21% 31	63	3.37
Availability of high speed broadband (100 MBPS) for small libraries	0.00% 0	7.94% 5	17.46% 11	74.60% 47	63	3.67
Availability of high speed broadband (1 gigabit) for large libraries	13.56% 8	3.39% 2	38.98% 23	44.07% 26	59	3.14
Access to digital devices (computers, tablets, ....) for low-income, seniors, and other targeted populations	0.00% 0	10.94% 7	39.06% 25	50.00% 32	64	3.39
Digital literacy - Digital skills gaps	1.56% 1	4.69% 3	31.25% 20	62.50% 40	64	3.55
Improved on-line content for disabled and other targeted populations	3.13% 2	17.19% 11	43.75% 28	35.94% 23	64	3.13
Improved on-line content for community members (job seekers, emergency response, social service resources ....)	0.00% 0	15.87% 10	25.40% 16	58.73% 37	63	3.43

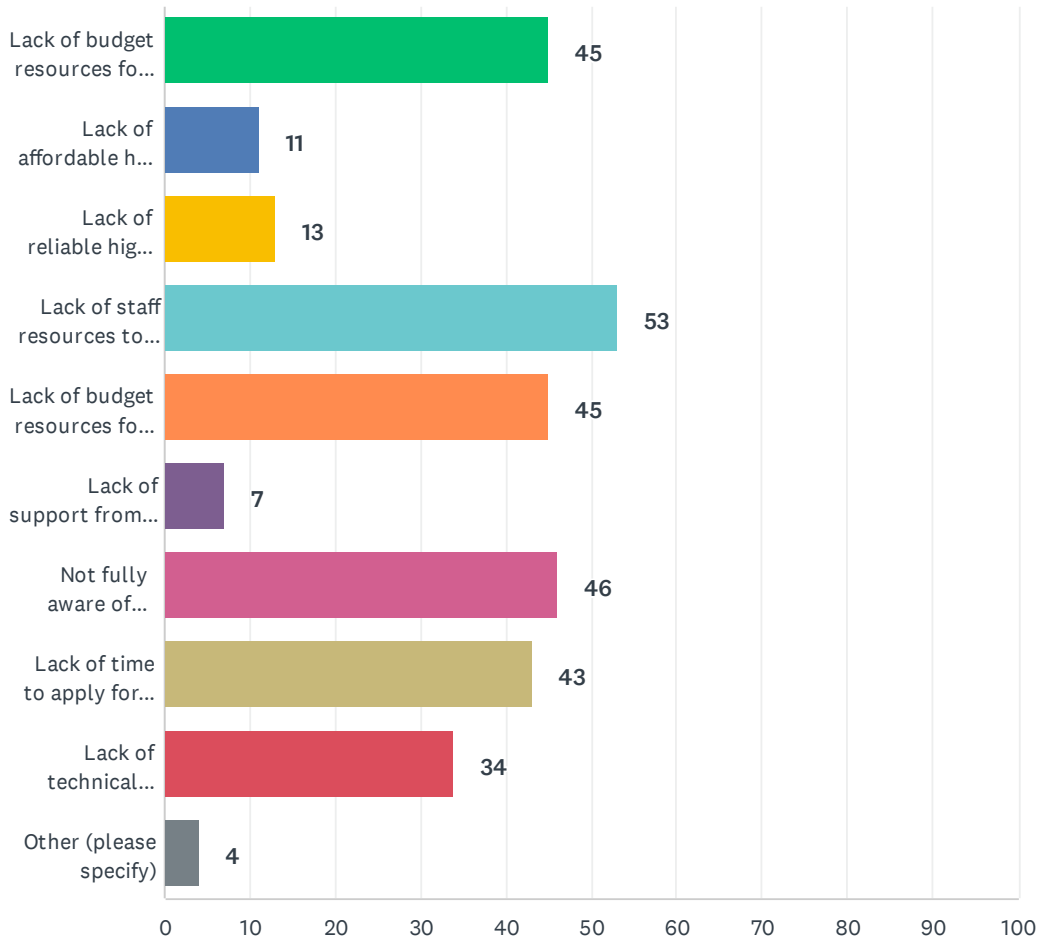
## Q4 Please indicate the status of the following digital equity programs at your library.

Answered: 65 Skipped: 0

	CURRENT OFFERING	WOULD LIKE TO EXPAND THIS SERVICE	WOULD LIKE TO OFFER SERVICE IN FUTURE	NO INTEREST IN OFFERING THIS SERVICE	TOTAL
Public access computers	92.19% 59	6.25% 4	1.56% 1	0.00% 0	64
Provide information (flyers) or links on web sites to affordable internet programs (Lifeline/Affordable Connectivity program)	28.57% 18	19.05% 12	44.44% 28	7.94% 5	63
Free wi-fi access	96.92% 63	1.54% 1	1.54% 1	0.00% 0	65
Hot spot lending program	78.13% 50	9.38% 6	1.56% 1	10.94% 7	64
Digital device lending program (computers/laptops ...)	45.31% 29	18.75% 12	17.19% 11	18.75% 12	64
Participates in E-Rate program	19.05% 12	4.76% 3	20.63% 13	55.56% 35	63
Digital skills training/classes	10.77% 7	32.31% 21	50.77% 33	6.15% 4	65
Recent updates to internal wiring/routers for library network	61.90% 39	17.46% 11	15.87% 10	4.76% 3	63
One-on-one assistance for patrons with technology questions	61.54% 40	23.08% 15	13.85% 9	1.54% 1	65
Technology centers - Maker space (Access to 3-D printers, scanners, ....)	16.92% 11	23.08% 15	43.08% 28	16.92% 11	65
On-line community resources	27.69% 18	32.31% 21	30.77% 20	9.23% 6	65
Free digital downloads	42.86% 27	23.81% 15	25.40% 16	7.94% 5	63
Adopted cybersecurity policies	30.65% 19	29.03% 18	38.71% 24	1.61% 1	62
Assistance for job seekers in online job searches, on-line job applications, on-line skills training	26.15% 17	27.69% 18	36.92% 24	9.23% 6	65
Completed a digital equity plan for library	0.00% 0	20.31% 13	68.75% 44	10.94% 7	64

### Q5 Please indicate the barriers/obstacles your library is experiencing in providing digital equity services. (Check all that apply)

Answered: 64 Skipped: 1

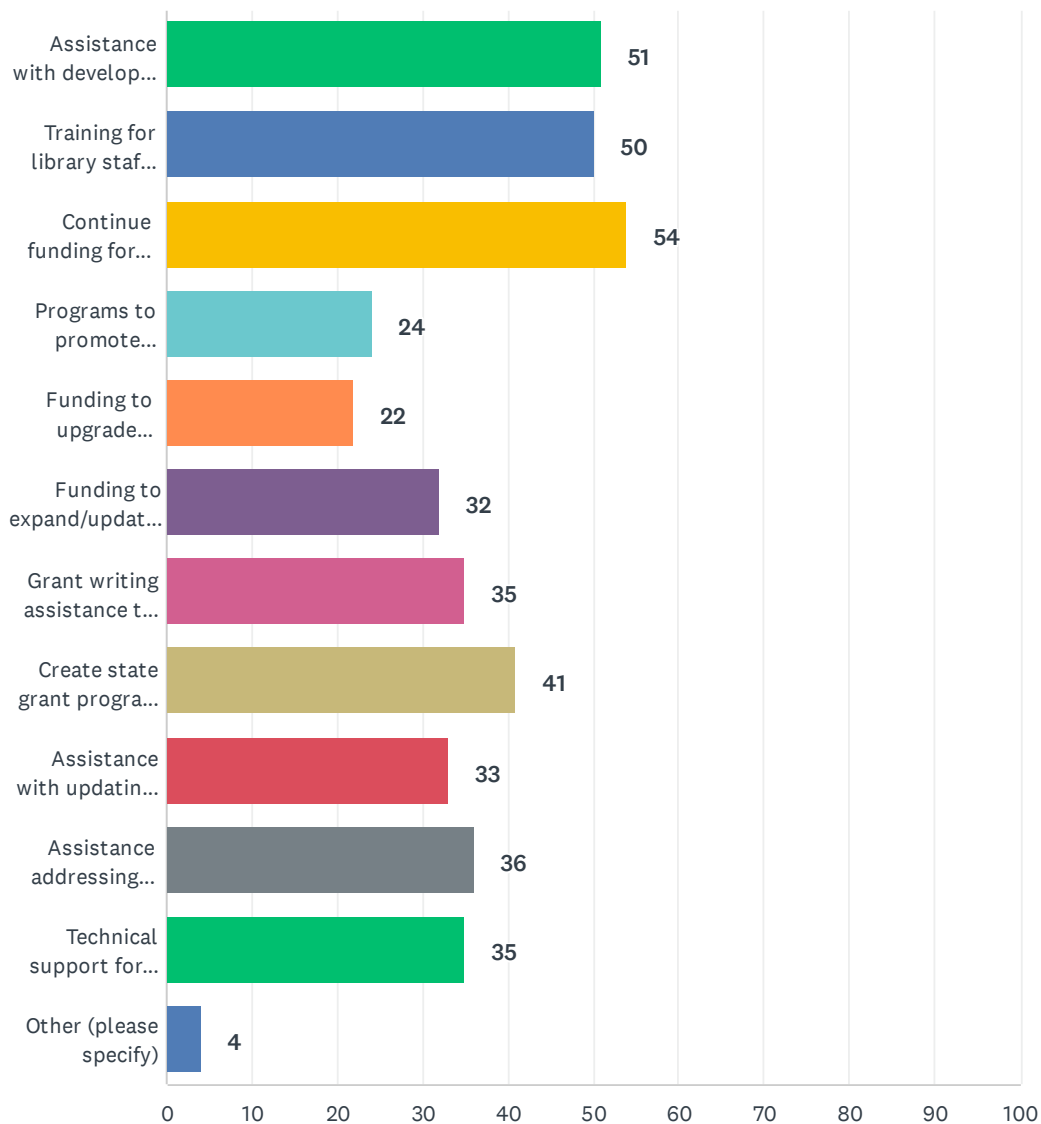


## Digital Equity Best Practice

ANSWER CHOICES	RESPONSES	
Lack of budget resources for new equipment - software	70.31%	45
Lack of affordable high speed internet at the library	17.19%	11
Lack of reliable high speed internet at the library	20.31%	13
Lack of staff resources to implement new programs	82.81%	53
Lack of budget resources for staff training/professional development	70.31%	45
Lack of support from local board to implement new programs	10.94%	7
Not fully aware of digital equity initiatives or resources	71.88%	46
Lack of time to apply for grants or other other programs	67.19%	43
Lack of technical assistance to install/use new technology	53.13%	34
Other (please specify)	6.25%	4
Total Respondents: 64		

### Q6 What support from the State Library would help your library provide more digital equity services? (Check all that apply)

Answered: 65 Skipped: 0



## Digital Equity Best Practice

ANSWER CHOICES	RESPONSES	
Assistance with developing digital equity plans for library	78.46%	51
Training for library staff on digital/technology skills	76.92%	50
Continue funding for hot-spot lending program	83.08%	54
Programs to promote broadband adoption for households	36.92%	24
Funding to upgrade libraries broadband access and internal networks	33.85%	22
Funding to expand/update public access computers facilities at library	49.23%	32
Grant writing assistance to access federal funds for digital equity services	53.85%	35
Create state grant program for local digital equity programs	63.08%	41
Assistance with updating library website for more on-line content	50.77%	33
Assistance addressing cybersecurity issues	55.38%	36
Technical support for computer/networking issues	53.85%	35
Other (please specify)	6.15%	4
Total Respondents: 65		



**Q7 Please indicate other community agencies/partners that are addressing digital equity needs.**

Answered: 18 Skipped: 47